

# DESCRIPTION

## of the biometric official passport of a citizen of the Republic of Belarus



# Content

Official passport of a citizen of the Republic of Belarus .....	3
Cover .....	4
Flyleaf .....	5
The front side of the polycarbonate sheet .....	7
Personal data page .....	9
The inside (typical) pages of passport .....	11
Annex 1 .....	21

# Official passport of a citizen of the Republic of Belarus

The form of a biometric official passport of a citizen of the Republic of Belarus (hereinafter - biometric official passport) is a material construction, the size of which corresponds to the size of ID-3 type identification cards.

The dimensions of a biometric official passport in accordance with the International Civil Aviation Organization recommendations for machine-readable travel documents (ICAO DOC 9303, edition 7, 2015) are:

- width -  $88 \pm 0.75$  mm;
- height -  $125 \pm 0.75$  mm;
- thickness -  $5,8 \pm 0,2$  mm;

rounding radius of outer corners -  $3 \pm 0.20$  mm.

The biometric official passport booklet consists of:

- a cover with an integrated chip and a paper flyleaf;
- a booklet of 32 pages;
- a polycarbonate sheet with personal data page.

The biometric official passport book is sewn with a closed stitch with a spacing of 6 mm using two single threads of red and green colour.

Serial number of the biometric official passport form consisting of two letters "SD" of the Latin alphabet and seven Arabic numerals is laser punched on pages 1 - 32, including the second page of the document flyleaf.

# Cover

Biometric official passport cover is made of heat-resistant material of burgundy colour with gold foil stamping:

- texts “РЭСПУБЛІКА БЕЛАРУСЬ”, “РЕСПУБЛИКА БЕЛАРУСЬ”, “REPUBLIC OF BELARUS” in three lines;
- an image of the the Coat of Arms of the Republic of Belarus;
- texts “СЛУЖБОВЫ ПАШПАРТ“, ”СЛУЖЕБНЫЙ ПАСПОРТ“, ”OFFICIAL PASSPORT“ in three lines;
- the logo of the e-passport.



*Front cover of official passport*



# Flyleaf

The biometric official passport flyleaf is made of a single sheet of white paper without a watermark and is glued to the inside cover.

The pages of the biometric official passport flyleaf have a background grid of two colours with an irisic roll-up. The design of the background grid consists of a combination of graphic security elements with an irregular structure.

The first page of the flyleaf of the biometric official passport contains:

- in the centre a coloured image of the Coat of Arms of the Republic of Belarus;
- in the bottom part the texts "ГЭТЫ ПАШПАРТ З'ЯЎЛЯЕЦЦА ЎЛАСНАСЦЮ РЭСПУБЛІКІ БЕЛАРУСЬ", "ЭТОТ ПАСПОРТ ЯВЛЯЕТСЯ СОБСТВЕННОСТЬЮ РЕСПУБЛИКИ БЕЛАРУСЬ", "THIS PASSPORT IS THE PROPERTY OF THE REPUBLIC OF BELARUS" in six lines.



*Flyleaf*

The second page of the flyleaf of the biometric official passport contains:

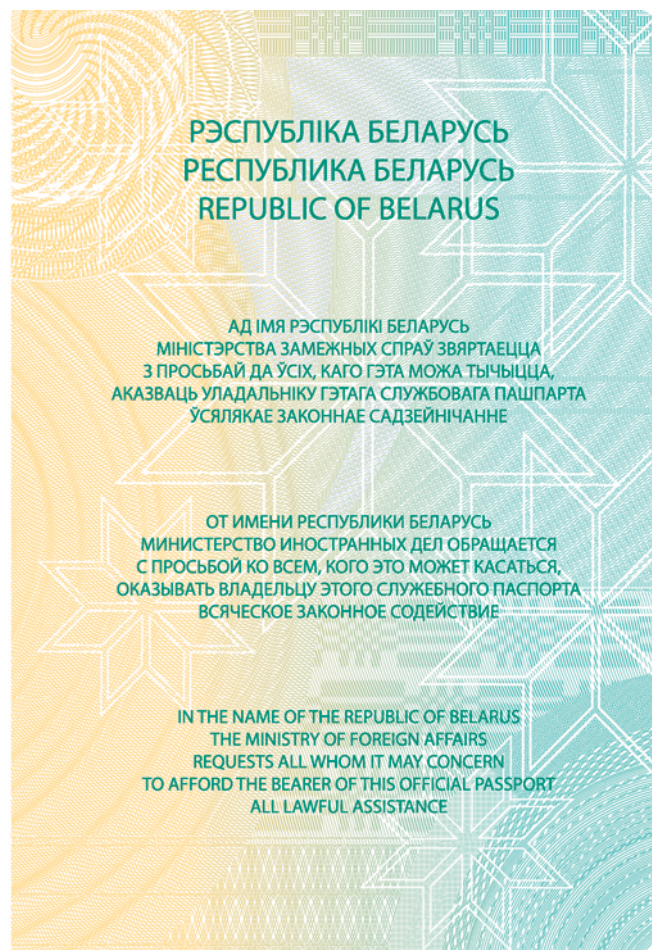
- in the central part a multi-layer optical security element representing a graphic image of the map of the Republic of Belarus, in the centre of which the serial number of the form of the biometric diplomatic passport consisting of two letters “DP” of the Latin alphabet and seven Arabic numerals is printed;
- at the bottom the texts “THIS PASSPORT CONTAINS 32 NUMBERED PAGES”, “THIS PASSPORT CONTAINS 32 NUMBERED PAGES” in three lines.



# The front side of the polycarbonate sheet

The polycarbonate sheet of the biometric official passport is sewn into the booklet with a flexible thin polymeric strip (hinge), the spine of which is located between page 32 and the second page of the flyleaf.

The front side of the polycarbonate sheet of the biometric official passport has a background grid of two colours with an irisic roll-up. The background grid pattern consists of a combination of graphic security elements with an irregular pattern.



*The front side of the polycarbonate sheet of official passport*

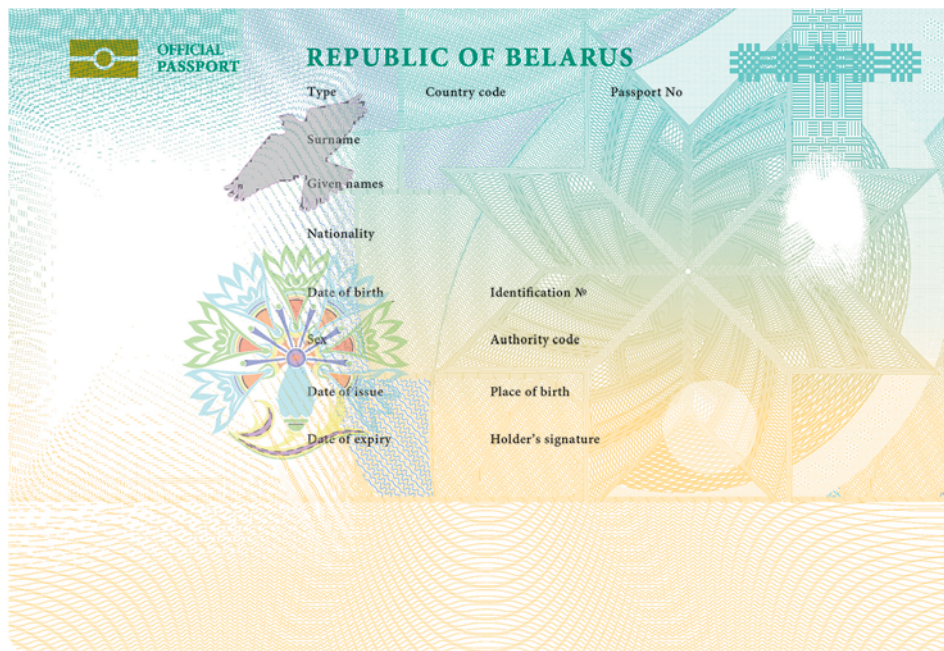
The front side of the polycarbonate sheet of the biometric official passport contains:

- texts "РЭСПУБЛІКА БЕЛАРУСЬ", "РЕСПУБЛИКА БЕЛАРУСЬ", "REPUBLIC OF BELARUS" in three lines;
- text "АД ІМЯ РЭСПУБЛІКІ БЕЛАРУСЬ МІНІСТЭРСТВА ЗАМЕЖНЫХ СПРАЎ ЗВЯРТАЕЦЦА З ПРОСЬБАЙ ДА ЎСІХ, КАГО ГЭТА МОЖА ТЫЧЫЦЦА, АКАЗВАЦЬ УЛАДАЛЬНІКУ ГЭТАГА СЛУЖБОВАГА ПАШПАРТА ЎСЯЛЯКАЕ ЗАКОННАЕ САДЗЕЙНІЧАННЕ" in seven lines;
- text "ОТ ИМЕНИ РЕСПУБЛИКИ БЕЛАРУСЬ МИНИСТЕРСТВО ИНОСТРАННЫХ ДЕЛ ОБРАЩАЕТСЯ С ПРОСЬБОЙ КО ВСЕМ, КОГО ЭТО МОЖЕТ КАСАТЬСЯ, ОКАЗЫВАТЬ ВЛАДЕЛЬЦУ ЭТОГО СЛУЖЕБНОГО ПАСПОРТА ВСЯЧЕСКОЕ ЗАКОННОЕ СОДЕЙСТВИЕ" in seven lines;
- text "IN THE NAME OF THE REPUBLIC OF BELARUS THE MINISTRY OF FOREIGN AFFAIRS REQUESTS ALL WHOM IT MAY CONCERN TO AFFORD THE BEARER OF THIS OFFICIAL PASSPORT ALL LAWFUL ASSISTANCE" in seven lines.

# Personal data page

The reverse side of the polycarbonate sheet (personal data page) of the biometric official passport has a background grid of two colours with an irisic roll-up. The background grid pattern consists of a combination of graphical security elements with an irregular structure. There is no background grid in the areas reserved for photo-image and secondary photo-image.

The personal data page of the biometric official passport is designed in accordance with the recommendations of the International Civil Aviation Organization for machine-readable travel documents (Part 4 of ICAO DOC 9303), divided into 17 fields and readable horizontally.



*Polycarbonate sheet. Personal data page*

The page for personal data includes:

- in the upper left-hand corner there is the e-passport logo printed by optically variable ink;
- in the upper part there are texts “OFFICIAL PASSPORT” in two lines, “REPUBLIC OF BELARUS”;
- in the central part there are texts “Type”, “Country code”, “Passport number”;
- Names of the personalization columns: “Surname”, “Given names”, “Nationality”; “Date of birth”, “Sex”, “Date of issue”, “Date of expiry”; “Identification No.”, “Authority code”, “Place of birth”, “Holder’s signature”;
- three holographic elements in the form of a bird, a stylized flower and a sphere;
- in the left side there is unprinted with a grid background area for a photo

- of the holder;
- in the right side there is unprinted area for a secondary photo image of the document holder;
- at the bottom there is machine-readable area with background grid.
- The machine-readable data, consisting of two lines, and personalization data is entered by laser engraving and ink-jet printing.



# The inside (typical) pages of passport

The inside (typical) pages 1 to 32 of the biometric official passport are made of watermarked document paper containing visible red fibers.


The pages have a background grid of two colours with an irisic roll-up. The background grid pattern consists of a combination of irregularly shaped graphical security elements.

Page 1 of the biometric official passport booklet contains the texts "РЭСПУБЛІКА БЕЛАРУСЬ", "РЕСПУБЛИКА БЕЛАРУСЬ", "REPUBLIC OF BELARUS" in two lines along the vertical cut.



*The first page of official passport*

In the right bottom corner of page 2 of the biometric official passport booklet there is a vertical line and output data including the year of issue and the name of the manufacturer of the biometric diplomatic passport.



*Spread 2 and 3 pages of official passport*

On pages 3 - 32 in the upper part of the biometric official passport there are texts "ВІЗЫ / ВИЗЫ / VISAS".

Page numbers in the biometric official passport are placed in the bottom corner at the page cut-off.

On spreads of biometric official passport pages 2 and 3; 4 and 5; 6 and 7; 8 and 9; 10 and 11; 12 and 13; 14 and 15; 16 and 17; 18 and 19; 20 and 21; 22 and 23; 24 and 25; 26 and 27; 28 and 29; 30 and 31 are images of architectural monuments according to the list of architectural monuments listed in the table (look application 1).






*Spread 4 and 5 pages of official passport*



*Spread 6 and 7 pages of official passport*





*Spread 8 and 9 pages of official passport*



*Spread 10 and 11 pages of official passport*





*Spread 12 and 13 pages of official passport*



*Spread 14 and 15 pages of official passport*





*Spread 16 and 17 pages of official passport*



*Spread 18 and 19 pages of official passport*





*Spread 20 and 21 pages of official passport*



*Spread 22 and 23 pages of official passport*





*Spread 24 and 25 pages of official passport*



*Spread 26 and 27 pages of official passport*





*Spread 28 and 29 pages of official passport*



*Spread 30 and 31 pages of official passport*





*The last page of passport*

# Annex 1

## List of monuments on the pages of the official passport

page №	Monument of architecture	Geographical location
3	Castle-palace as a part of the palace-park ensemble	Minsk region, Nesvizh
4	Cathedral of St. Sophia	Vitebsk region, Polotsk
7	Castle in the Mir Castle Complex	Grodno Region, Korelichi District, Mir
8	Entrance gate within Ruzhany Sapieha Palace Complex	Brest region, Pruzhany district, Ruzhany township
11	Manor House, part of the former country estate	Grodno region, Volkovysk district, v. Kraski
12	Palace in the Gomel palace and park ensemble	Gomel
15	Colonnade, part of the Ruzhansky Sapieha Palace Complex	Brest region, Pruzhany district, Ruzhany township
16	Manor House, part of the former country estate	Gomel region, Zhlobin district, Krasny Bereg township
19	Northern gate of the former manor park of the Puslovskyskie family	Brest region, Berezovsky district, Stary Peski village
20	Former Palace of the Puslovskys as part of the Kossovsky palace and park complex	Brest region, Ivatsevichi district, the town of Kossovo
23	Church of the Nativity of the Blessed Virgin Mary, fortress church of the defensive type	Grodno region, Schuchinsk district, Murowanka village
24	Church of John the Baptist	Vitebsk region, Postavy district, v. Kamai village
27	St. Nicholas Cathedral	Mogilev region, Bobruisk
28	Church of St. Simeon and St. Helen	Minsk
31	Church (Svyato-Dukhov Cathedral)	Minsk

